







Gymnastics



RESULTS

WOMEN'S TEAM COMPETITION

Rank	NOC					Pen.	Total	
1	ITA - Italy						28.350	28.350
2	GER - Germany						27.850	27.850
3	RUS - Russia						27.700	27.700
4	BEL - Belgium						27.450	27.450
5	ROU - Romania						27.450	27.450
6	GBR - Great Britain						27.150	27.150
7	NED - Netherlands						26.700	26.700
8	FRA - France						26.550	26.550
9	SUI - Switzerland						26.400	26.400
10	HUN - Hungary						26.150	26.150
11	BLR - Belarus						25.950	25.950
12	LAT - Latvia						25.300	25.300
13	AUT - Austria						25.300	25.300
14	GRE - Greece						25.000	25.000
15	FIN - Finland						25.000	25.000
16	POL - Poland						24.550	24.550
17	DEN - Denmark						24.350	24.350
18	ISL - Iceland						24.250	24.250
19	CZE - Czech Republic						24.100	24.100
20	IRL - Ireland						23.850	23.850







Gymnastics



RESULTS

WOMEN'S TEAM COMPETITION

Rank	Bib	NOC Name					Pen.	Total	Ind. Ran
1		ITA - Italy							
	46	DEAGOSTINI Francesca						12.950	12.950
	47	FASANA Erika						14.700	14.700
	48	MENEGHINI Elisa						13.650	13.650
		Total						28.350	28.350
2		GER - Germany							
	31	AKYOL Cagla						13.000	13.000
	32	BERGER Janine						14.150	14.800
	33	SCHEDER Sophie						13.050	13.050
		Total						27.850	27.850
3		RUS - Russia							
	67	RODIONOVA Anna						13.550	13.550
	68	SHELGUNOVA Evgeniya						14.150	14.150
	69	SIDOROVA Kristi						13.550	13.550
		Total						27.700	27.700
4		BEL - Belgium							
	7	DEJARDIN Johanna						13.500	13.500
	8	GRAND RY Terri						13.700	13.700
	9	RABAUT Ellen						13.400	13.750
		Total						27.450	27.450
5		ROU - Romania							
	64	BALEA Maria						13.000	13.000
	65	GHEORGHE Georgiana						12.550	12.550
	66	IORDACHE Larissa						14.450	14.450
		Total						27.450	27.450
6		GBR - Great Britain							
	28	JUPP Gabrielle						13.050	13.400
	29	CAIG Abigail						13.425	13.750
	30	ROMAEO Angel						12.350	12.350
		Total						27.150	27.150
7		NED - Netherlands							
	52	BATS Elise						12.800	12.800
	53	TOP Lisa						13.450	13.450
	54	NETTEB Chantysya						13.250	13.250
		Total						26.700	26.700









Gymnastics



RESULTS

WOMEN'S TEAM COMPETITION

Rank	Bib	NOC Name					Pen.	Total	Ind. Ran
8		FRA - France							
	25	CORMORECHE Manon						13.000	13.000
	26	KUHM Anne						13.550	13.550
	27	THOBIE Doriane						12.950	12.950
		Total						26.550	26.550
9		SUI - Switzerland							
	73	BARLOGGIO Caterina						12.700	12.700
	74	METZGER Sara						13.100	13.100
	75	SCHULTE Laura						13.300	13.300
		Total						26.400	26.400
10		HUN - Hungary							
	37	AL-SALTY Dalia						12.500	12.500
	38	JELENCSICS Dorina						13.650	13.650
	39	MAKRA Noemi						12.150	12.150
		Total						26.150	26.150
11		BLR - Belarus							
	10	FIADUTSIK Katsiaryna						12.900	12.900
	11	MIKLASHEVICH Anastasiya						13.000	13.050
	12	YEKIMENKA Anastasiya						11.600	11.600
		Total						25.950	25.950
12		LAT - Latvia							
	49	VINNICKA Anastasija						12.150	12.150
	50	GRISANE Valerija						13.150	13.150
		Total						25.300	25.300
13		AUT - Austria							
	4	JOCHUM Olivia						12.900	12.900
	5	MAENNERSDORFER Marlies						12.400	12.400
	6	METZLER Elena						12.400	12.400
		Total						25.300	25.300
14		GRE - Greece							
	34	CHRISTOFILAKI Myropi						12.500	12.350
	35	PLYTA Evangelia						11.750	11.750
	36	SIMOU Maria						12.650	12.650
		Total						25.000	25.000









Gymnastics

TRABZON2011 11TH EUROPEAN YOUTH OLYMPIC FESTIVAL
AVRUPA GENÇLİK OLİMPİK OYUNLARI



RESULTS

WOMEN'S TEAM COMPETITION

Rank	Bib	NOC Name					Pen.	Total	Ind. Ran
15		FIN - Finland							
	22	DARLINGTON Julia						12.250	12.250
	23	KOKKONEN Miina						11.950	12.600
	24	LEINONEN Maija						12.400	12.400
		Total						25.000	25.000
16		POL - Poland							
	58	CZYZ Karolina						11.200	11.200
	59	ELAND Martyna						12.950	12.950
	60	NAJMARK Kinga						11.600	11.600
		Total						24.550	24.550
17		DEN - Denmark							
	19	JOERGENSEN Signe						11.150	11.150
	20	EL DABAGH Sarah Sanaya						12.300	12.300
	21	TOTH Fanni						11.725	12.050
		Total						24.350	24.350
18		ISL - Iceland							
	43	JOSEPSDOTTIR Freyja						11.950	11.950
	45	OLAFSDOTTIR Hildur						12.300	12.300
		Total						24.250	24.250
19		CZE - Czech Republic							
	16	CHALUPOVA Natalie						11.000	11.000
	17	OCHYNSKA Tereza						11.800	11.800
	18	SCHUSTEROVA Tereza						12.300	12.300
		Total						24.100	24.100
20		IRL - Ireland							
	40	MC PEAK India						12.150	12.150
	41	STRAWBRIDGE Sarah						11.700	11.700
		Total						23.850	23.850